

Chassis - 12 x 7 x 3 Inch

PUNCH PLATE

TOP VIEW

HAMMOND
1760H

5/32" - 4mm

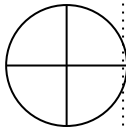


SMH2

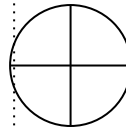
3/16" - 4.5mm



5/8" - 16mm



5/8" - 16mm



3/16" - 4.5mm



5/32" - 4mm

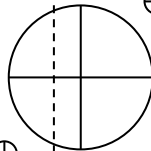


SMH4

1/8" - 3.5mm



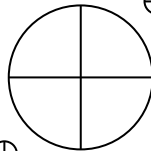
3/4" - 19mm



1/8" - 3.5mm



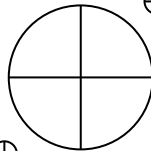
3/4" - 19mm



1/8" - 3.5mm



3/4" - 19mm



1/8" - 3.5mm



1/8" - 3.5mm



5/32" - 4mm



SMH6

5/32" - 4mm



SMH5

Elanscapeboutique.com

5/32" - 4mm



SMH1

3/16" - 4.5mm



3/16" - 4.5mm



3/16" - 4.5mm



3/16" - 4.5mm

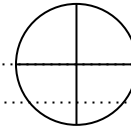


5/32" - 4mm



SMH3

3/16" - 4.5mm

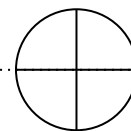


5/8" - 16mm

3/16" - 4.5mm



5/8" - 16mm



3/16" - 4.5mm



3/16" - 4.5mm



1 Inch from outside of line

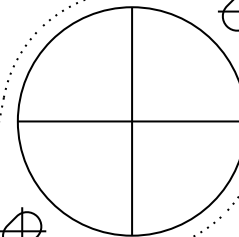
5/32" - 4mm



5/32" - 4mm



1 1/4" - 31mm



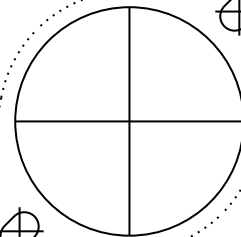
5/32" - 4mm



5/32" - 4mm



1 1/4" - 31mm



5/32" - 4mm



SCALE: 3 Inch